




# Climate Bond Reporting

2018

**#WorldInCommon**



**AFD**  
AGENCE FRANÇAISE  
DE DÉVELOPPEMENT

# CONTENTS

CLIMATE BOND REPORTING | 2018



India  
Kochi City Metro

**03** AFD Group's climate **strategy**

**06** AFD Group's **Climate Bond Framework**

**05** **Monitoring ESG** (excluding Climate) **risks**

**07** Climate **assets** and **liabilities**



# AFD Group's climate strategy

**C**limate is central to everything AFD Group does, and in 2018 the Group consolidated this position by adopting a new climate strategy (2017-2022), which reflects its aim to help implement the Paris Agreement and achieve long-term, low carbon transitions in developing and emerging countries. To achieve this, AFD Group made the following four commitments:

## Ensure that AFD Group's operations are 100% in line with the Paris Agreement

AFD Group wants to ensure that all the projects it finances are conducive to low carbon, resilient development, and to support the long-term ambitions of the countries in which it operates.

## Increase climate financing

AFD Group has set itself the target of €5bn in financing *per annum* by 2020 for projects with climate co-benefits in the countries in which it operates (excluding French Overseas Departments and Collectivities), €1.5bn of which will be for climate change adaptation. More generally, AFD Group has committed to allocating 50% of this year's financial commitments to projects with climate co-benefits.

## Redirect financial flows

AFD Group wants to maximise the knock-on effect of its financing by redirecting it to initiatives with climate co-benefits. AFD Group is also helping to drive the climate emissions market.

## Co-create solutions

In addition to providing financial support, AFD Group uses its influence to innovate, co-create and capitalise on good practice, in partnership with financial, institutional, research and civil society partners.



Morocco  
Noor Solar Complex

In terms of **scope**, AFD Group's commitment to bring 100% of its operations into line with the Paris Agreement requires it to fundamentally increase its consideration of "climate" issues. As a result of this commitment, AFD Group has transitioned from an approach essentially based on project-level benefits ("climate" co-benefits), to one which involves researching and documenting the consistency of all its interventions with the low carbon, resilient development of countries over the long term. The "100% Paris Agreement" commitment is a defining goal of the new [Strategic Orientation Plan IV<sup>\(1\)</sup>](#) which is the cornerstone of AFD Group's work between 2018 and 2022.

To ensure AFD Group is **selective in the initiatives it supports and that it implements the associated processes**, in December 2017 AFD Group introduced a framework to analyse projects' compatibility with the Paris Agreement; this framework is part of the "Sustainable Development Analysis and Advice"<sup>(2)</sup> system. Based on this framework, any interventions which AFD Group considers to be inconsistent with i) the countries' low carbon aims; and ii) long-term resilience to climate change are not followed up after the investigation stage.

To assess the coherence of every intervention, AFD Group uses qualitative criteria which vary according to the national context. These criteria are based on the following project considerations:

- alignment with the country's low carbon or adaptation policies;
- impacts on public policies;
- mobilisation of financial players, private sector knock-on effects;
- long-term carbon efficiency;
- assessment of climate change exposure issues.

The projects are scored after each of these criteria have been assessed. The score denotes whether the project is consistent or incompatible with the Paris Agreement objectives.

In terms of **volume of "climate" financing**, defined according to the method approved by the above strategic framework and shared at international level, AFD Group's target that 50% of its commitments should be for projects with "climate" co-benefits will lead to an increase in the absolute volume of such commitments, with a particular focus on **adaptation and the African continent**.

To track the financing for climate change mitigation and adaptation, AFD Group uses a method based on the "Common Principles for Climate Change Adaptation Finance Tracking" approved in 2015 by the members of the International Development Finance Club (IDFC) and multilateral development banks which classes under "climate" the development projects which have one or more of the three types of co-benefits listed below:

**Carbon emission mitigation or carbon sequestration.** A project is considered as helping to mitigate greenhouse gas emissions when its emission reductions are higher than the emissions it generates over its lifespan. The mitigation projects are classed as a "climate" commitment when: (1) their estimated carbon footprint demonstrates that they reduce or avoid (for renewable energy projects) greenhouse gas emissions; (2) if their carbon footprint cannot be estimated at the time of approval, the financing is assigned to initiatives which help to mitigate greenhouse gas emission (studies, capacity increases, intermediated bank credit lines for renewable energy and energy efficiency projects);

**Adaptation to climate change.** Projects – or project components – are considered to assist adaptation to climate change when they limit or reduce the exposure of assets, people and ecosystems to the consequences of climate change. The tracking of AFD Group's adaptation finance is based on the "Common Principles for Climate Change Adaptation Finance Tracking" approved by the International Development Finance Club (IDFC) and multilateral development banks (MDBs). Projects - or project components - are recognised as "climate/adaptation" based on (1) an analysis of the context of climate change exposure in the area where they are implemented; (2) demonstration of the beneficial impact of the project's intended action on the climate change exposure identified in the area; and (3) indication in the project documentation of the desire to deal with the climate risks and exposure to climate change identified;

**Supporting the implementation of policies to combat climate change.** There are two recognition options for budget support and sector aid: (1) budget support dedicated specifically to the climate ("climate" loans or loans to support national climate plans) is recognised in its entirety; (2) for other budget support for sectors or local authorities, an *ad hoc* methodology has been developed. This takes account of the actual content of the policy and sector dialogue with the counterparty (monitoring of shared indicators) and the potential positive impact on climate change of the integrated approach promoted. It permits *pro rata* recognition of the "climate" monitoring indicators *vis-à-vis* all the indicators in the monitoring matrix and is backed by a list of positive actions which are, by their nature, considered *a priori* to have a "climate" co-benefit.

(1) <https://www.afd.fr/sites/afd/files/2018-09-04-02-18/plan-orientation-strategique-afd-2018-2022.pdf>.

(2) This process involves (i) a "sustainable development analysis" created by the project team at the investigation stage which can be used to assess the expected (positive or negative) effects on each of the sustainable development aspects; and (ii) an independent "opinion" which is included in the notes to the decision-making bodies.



# Monitoring ESG (excluding Climate) risks



**Dominican Republic**  
Reforestation

To ensure better handling of project environmental and social risks, AFD and its subsidiary Proparco (private sector financing) have adopted procedures to manage project risks and improve project quality, as well as the environmental and social performance of the recipients of the approved financing. AFD Group is also extremely vigilant about the risks of aid diversion, corruption, fraud, money laundering and the financing of terrorism.

Economic development, combating poverty and inequality, preserving biodiversity, managing natural environments and resources, preserving the atmosphere and combating climate change all feature in AFD Group's strategic intervention policies and are part of the project management process.

The AFD Group approach, based on the World Bank Safeguard Policies and the performance standards of the International Finance Corporation (IFC), is to (i) measure the environmental and social risks and impacts of each project submitted to the decision-making bodies and assess the remedial measures decided at that point which must be applied by the beneficiary; (ii) suggest additional measures which the beneficiaries can put in place to limit these risks or offset their effects; (iii) monitor implementation of these measures during the performance phase; (iv) manage unforeseen events; and (v) improve the quality of the projects and the environmental and social performance of the beneficiaries.

AFD Group refuses to finance certain projects for ethical, regulatory, environmental or social reasons. These criteria feature in an exclusion list approved by the boards of directors of AFD and Proparco, and are published on their respective websites<sup>(1)</sup>. In addition, in line with AFD Group's strategic intervention frameworks submitted to its Board of Directors, it applies specific procedures to each sector of intervention.

An assessment of the environmental and social risks is vital before any financing is approved. A risk classification is in place for each sector, and AFD Group has an environmental and social risk management process in place to respond to each individual set of risks. A series of ex ante environmental and social assessment and monitoring tools have been introduced for this purpose.

The environmental and social risks are monitored for all AFD and Proparco project-type operations, regardless of whether they are financed directly or through financial intermediaries (banking institutions, in particular)<sup>(2)</sup>.

Introduced in 2014, the "Sustainable Development Analysis and Opinion" system aims to facilitate the appreciation of sustainable development issues across all projects financed. The system involves (i) a "sustainable development analysis" created by the project team at the investigation stage, which can be used to assess the expected (positive or negative) effects on each of the sustainable development aspects; and (ii) an independent "opinion" which is included in the notes to the decision-making bodies.

(1) <https://www.afd.fr/fr/la-liste-dexclusion-proposeepour-le-groupe-afd-dans-les-etats-etranagers>.

(2) Because AFD Group's non-project aid is a special case and its environmental and social impact is negligible or impossible to measure, it does not currently undergo an environmental or social assessment. This applies specifically to global budget aid, refinancing of loans to poor countries with high debt, Research and Capacity Building Funds and Governance Capacity Building Funds. It also applies to French Global Environment Facilities and NGO and Ministry for Europe and Foreign Affairs (MEAE) projects, for which there are special examination procedures in place.

# AFD Group's Climate Bond Framework

The *Climate Bond Framework*<sup>(1)</sup> was created in 2017 and remained unchanged in 2018.

It is perfectly aligned with the *Green Bond Principles* and has been reviewed and certified as a Medium Green programme<sup>(2)</sup> by Cicero, an independent research institute.

## AFD Group has defined a portfolio of eligible climate projects backed by climate bonds.

*AFD Group undertakes that, throughout the lifetime of the climate bonds, their outstandings will never exceed 75% of the portfolio of eligible climate projects. This gives a safety margin in the event of an early exit from eligible projects (early repayment, for example).*

## The projects eligible for financing through climate bonds meet all of the following criteria:

- Loans backed to market resources
- Direct loans or banking intermediation loans (credit lines)
- Loans registered in one of the following three categories:

Category	Definition	Eligibility criteria	Sectors
Mitigation of greenhouse gas emissions	A project helps to mitigate greenhouse gas emissions when it helps reduce these emissions compared to a non-project reference situation. <i>See Climate Strategy p. 04</i>	Its estimated carbon footprint shows that it reduces or eliminates greenhouse gas emissions by more than 10k teq CO <sub>2</sub> /year	Renewable energy, transport, energy efficiency, fuel switch, biological sequestration
		The ex-ante carbon footprint will be provided by the banking intermediaries (the 10k teq CO <sub>2</sub> /year has not changed)	Credit line through banking intermediaries to finance renewable energy or energy efficiency
Adaptation to climate change	Projects which limit or reduce exposure to the consequences of climate change are considered to assist adaptation <i>See Climate Strategy p. 04</i>	A project is recognised as «climate/adaptation» according to (1) the analysis of its exposure context; (2) demonstration of the beneficial impact of the actions; and (3) expression of a desire to deal with climate risks and climate change exposure identified	Water and waste management  For example: flood protection, sustainable forest management, etc.
Mixed	Products which contribute to both greenhouse gas mitigation and climate change adaptation	Projects which reduce greenhouse gas emissions and improve resilience to climate change	Above sectors

(1) <https://www.afd.fr/sites/afd/files/2017-10/afd-climate-bond-framework.pdf>.

(2) <https://www.afd.fr/sites/afd/files/2017-10/cicero-second-opinion-afd-climate-bond-framework.pdf>.

# Climate assets and liabilities

The data in this report is correct as of 31 December 2018.

## Bond issues

AFD Group's three climate bonds total €2.25bn and can be classified as follows:

ISIN	Issue	Maturity	Currency	Amount	Coupon
XS1111084718	17/09/2014	17/09/2024	EUR	1bn	1.375%
FR0013296373	15/11/2017	15/11/2023	EUR	750M	0.125%
FR0013365376	10/09/2018	31/10/2025	EUR	500M	0.5%

## The asset portfolio

As of 31 December 2018, the asset portfolio comprised 128 projects for a total outstanding amount of €3,589,011,299 out of a total commitment of €6,370,297,218.

To these 128 identified projects as of 31 December 2018 can be added 24 others which are eligible and signed off, but for which no disbursement has yet been made.

### Breakdown of the asset portfolio outstandings by type

	2018		2017	
	Number of projects	Outstandings (€)	Number of projects	Outstandings (€)
Adaptation	17	351,477,848	15	300,266,768
Mitigation	96	2,775,312,993	83	2,387,811,039
Credit line	8	396,194,973	4	123,785,559
Mixed	7	66,025,485	7	63,071,346
<b>TOTAL</b>	<b>128</b>	<b>3,589,011,299</b>	<b>105</b>	<b>2,751,149,153</b>

### AFD Group asset portfolio as of 31/12/2018



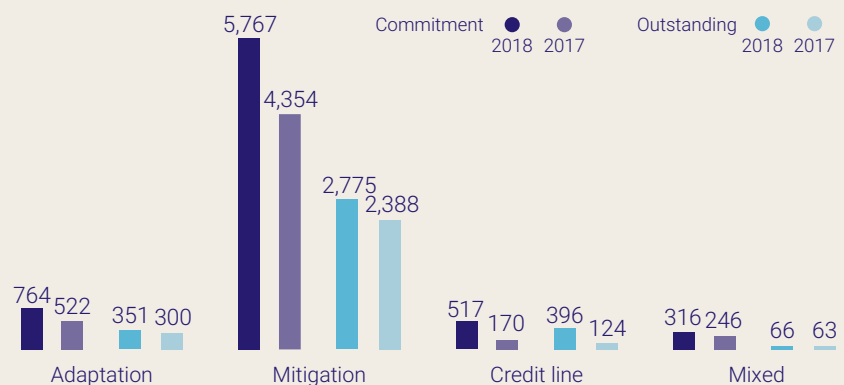
128

projects

3.58

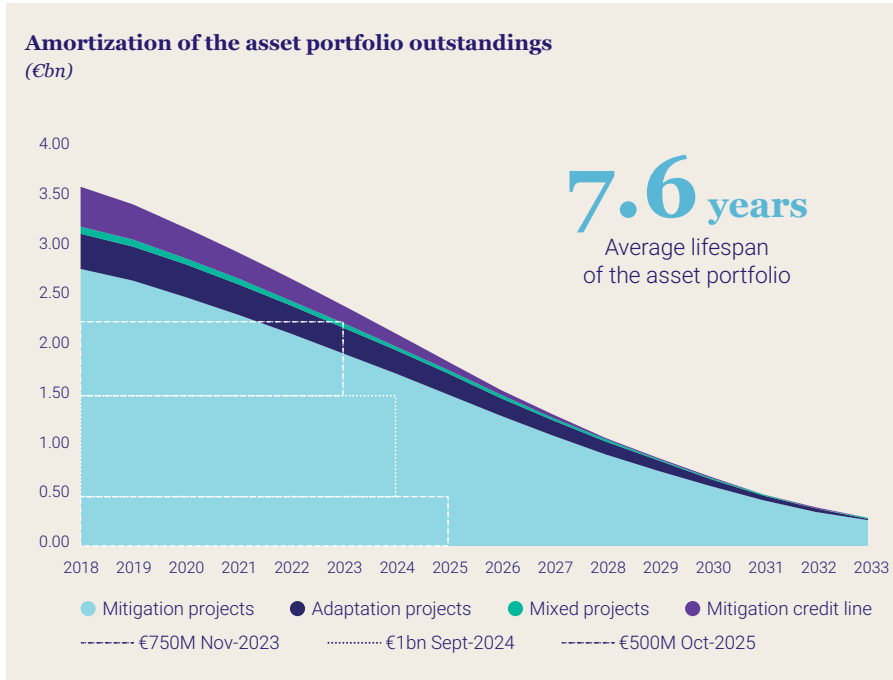
€bn

### Breakdown of outstandings and total commitment of the asset portfolio (€M)



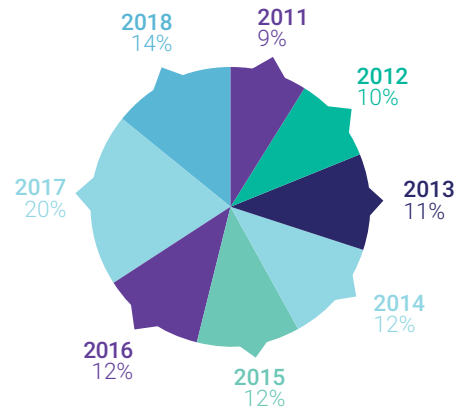
## Projected view of the asset portfolio and bonds

As of 31 December 2018, bonds accounted for 63% of eligible asset outstandings. For the record, AFD Group has committed not to exceed 75% of eligible asset outstandings.



## Breakdown by year of signature


These 152 projects represent a total commitment of €7,363,194,078. The breakdown of this commitment by year of signature is as follows:



The projects approved by AFD Group have disbursement periods of up to seven years with an average total disbursement period of around three or four years. Thus, most of the projects approved in year N are not disbursed in full in the same year.

## Breakdown of projects by geographic area and sector

### Number of projects by sector and geographic area



The 3 fuel switch projects in the asset portfolio as of 31 December 2017 were re-classified as Energy Efficiency projects in the asset portfolio as of 31 December 2018 to better account for their impacts.

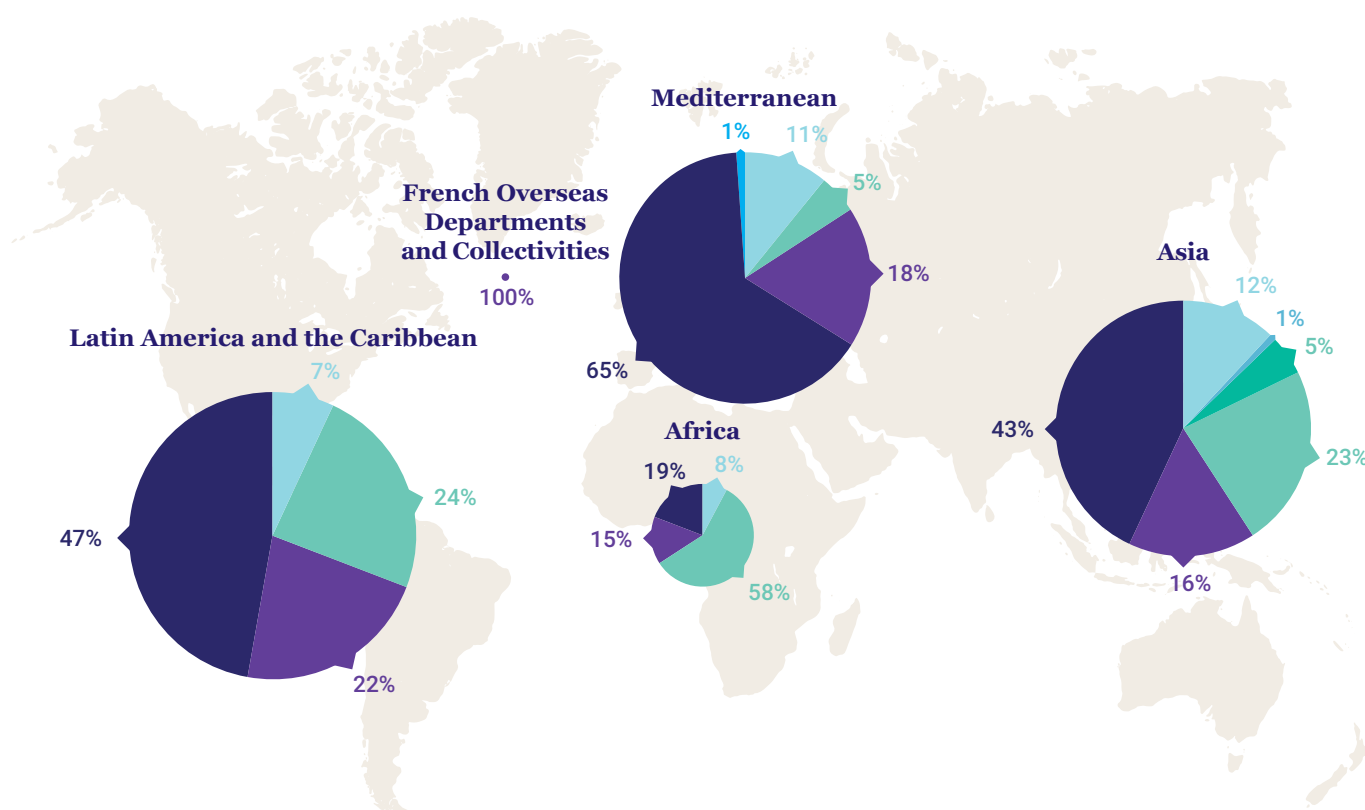
The projects in question are:

- a project in China to recover the heat lost from the heat networks, wastewater treatment facilities and the plants in order to re-use it as a substitute for carbon-fuelled urban heat production units and thus improve production efficiency.  
[https://www.afd.fr/fr/print/pdf/node/3179;](https://www.afd.fr/fr/print/pdf/node/3179)
- a project in China to improve the construction of urban heat networks to make them more energy efficient.  
[https://www.afd.fr/en/print/pdf/node/3798;](https://www.afd.fr/en/print/pdf/node/3798)
- a project in Ghana to modernise the electricity grid, reducing transmission and distribution losses and thereby improving energy efficiency.  
[https://www.afd.fr/fr/print/pdf/node/8627.](https://www.afd.fr/fr/print/pdf/node/8627)



## Number of projects and outstandings by sector and geographic area

Number of projects = Outstanding amounts (EUR)	Sector							TOTAL
	Adaptation	Biodiversity preservation	Biological sequestration	Energy efficiency	Renewable energy	Transport	Sanitation	
Africa	1=31,321,302			8=236,656,247	7=61,499,592	2=78,335,921		18=407,813,062
Latin America and the Caribbean	1=81,520,948			3=269,304,586	21=256,033,059	6=533,040,224		31=1,139,898,817
Asia	8=123,577,732	2=13,544,926	3=48,363,923	13=230,474,007	8=163,059,477	5=434,041,864	1=50,000	40=1,013,111,929
Mediterranean	7=115,057,865			4=49,750,875	12=179,684,248	10=645,297,732	1=9,362,882	34=999,153,602
French Overseas Departments and Collectivities					5=29,033,889			5=29,033,889
<b>TOTAL</b>	<b>17=351,477,848</b>	<b>2=13,544,926</b>	<b>3=48,363,923</b>	<b>28=786,185,714</b>	<b>53=689,310,264</b>	<b>23=1,690,715,742</b>	<b>2=9,412,882</b>	<b>128=3,589,011,299</b>



## Description and examples of the different project categories

**Biological sequestration:** projects to sequester carbon through better management/conservation of natural resources (forests, land, water resources, etc.)

e.g. restoration of the wetlands in Liaoning, China

<https://www.afd.fr/fr/print/pdf/node/3191>

**Energy efficiency:** projects to provide the same energy service with less energy consumption.

e.g. improving the efficiency of the water supply to greater Colombo, Sri Lanka

<https://www.afd.fr/fr/print/pdf/node/3109>

e.g. securing the water supply to Durban, RSA

<https://www.afd.fr/fr/print/pdf/node/3634>

**Renewable energy:** projects to produce energy from a renewable energy source.

e.g. Catering waste treatment and transformation in energy in Shaoyang, China

<https://www.afd.fr/fr/print/pdf/node/3126>

**Transport:** transport projects which divert traffic to lower-carbon modes or bulk transport facilities

<https://www.afd.fr/fr/print/pdf/node/3626>



### **Brazil**

*Suburban train to improve mobility in Sao Paulo*

AFD Group is working with the Sao Paulo government on its urban mobility policy by supporting the 10km line which opened in March 2018 between the center of the megalopolis and the city of Guarulhos, where the international airport is located. Commissioning of the line has facilitated travel between two very densely-populated cities, where most of the agglomeration's economic activity is concentrated, and has supported the growth of the Sao Paulo metropolis.

The project will improve access to employment and public facilities (health, education and leisure), particularly for the less well-off. It will also help to improve service quality (comfort, speed, cleanliness, durability), passenger safety (modern, functional facilities with better accessibility) and help lower particle and greenhouse gas emissions and noise pollution, which will have a positive impact on the quality of life of the inhabitants.

**Adaptation:** projects helping to limit or reduce the exposure of assets, people and ecosystems to the consequences of climate change

<https://www.afd.fr/fr/print/pdf/node/3268>



**Vietnam**

*Combating rising water levels in the provinces of Ninh Binh, Ha Tinh and Can Tho*

Due to its geographic configuration, Vietnam is one of the five non-island countries most exposed to climate disruption.

The aim of the project is to adapt to the increased frequency and severity of extreme climate events and higher sea levels in the provinces of Ninh Binh, south of the Red river delta (a region vital for water storage and supply in the dry season), Ha Tinh, on the north central coast, and in the city of Can Tho, in the Mekong delta (a region very exposed to the consequences of climate disruption).

The project is threefold:

- construction of a lock dam in Kim Dai in Ninh Binh province;
- rehabilitation of the irrigation-drainage system in Thach Ha district in Ha Tinh province;
- surfacing the banks of the Can Tho river.

**Biodiversity:** projects which, through biodiversity preservation, help to mitigate the impacts of climate change (combating deforestation) and/or reduce exposure to, or the severity of, chronic or extreme climate risks.

e.g.: regeneration of the national parks in Zhejiang, China

<https://www.afd.fr/fr/print/pdf/node/3127>

**Water and sanitation:** projects to improve access to water and sanitation which preserve or re-use a resource in a water stress situation, or wastewater treatment projects which could reduce greenhouse gas emissions.

e.g.: re-using the sludge produced by the Alexandrie Est wastewater treatment plant

<https://www.afd.fr/fr/print/pdf/node/3276>

## Mitigation projects

The projects selected save at least 10,000 tonnes of CO<sub>2</sub> per year per project.

The carbon balance (Bilan Carbone®) is calculated ex-ante using a method developed by AFD Group on the basis of the following:

- the baseline situation is the “non-project” situation, not an alternative to the project. This non-project situation can be dynamic (changes over time of the situation parameters, demand in the case of transport, for example, taken into account). This does not apply to renewable energies, which is a special case. Here the baseline situation is the output from the country’s energy mix adjusted according to the methodology used by all international financial establishments to best reflect the output - and the corresponding emissions - most likely to be replaced by the project;
- the carbon footprint is calculated to assess the magnitude of the emissions generated, reduced or avoided by a project, and only the main emissions of a project are included in the calculation;
- the main emissions included in the calculation include the projects’ direct and indirect emissions (including upstream emissions linked, for example, to mining, the production of input products, and downstream, linked for example to project usage);
- the greenhouse gas emissions throughout the lifespan of the projects (both construction and operating phases) are calculated, and the results are aggregated to give average annual emissions;
- the calculation is of the total emissions or emission reductions linked to the project financed, and not *pro rata* to AFD Group’s commitment.



For further information about the methodology adopted by AFD Group, see: <http://climat.afd.fr> (Mesure des impacts tab).

### CO<sub>2</sub> (in tonnes and per year) savings broken down by geographic region and sector

	Biodiversity preservation	Biological sequestration	Energy efficiency	Renewable energy	Transport	Sanitation	TOTAL
Africa			1,775,014	2,572,000	40,000		<b>4,387,014</b>
Latin America and the Caribbean			520,000	1,223,698	141,619		<b>1,885,317</b>
Asia	57,000	450,000	2,045,500	1,967,227	542,000	20,000	<b>5,081,727</b>
Mediterranean			497,000	910,100	356,000	30,000	<b>1,793,100</b>
French Overseas Departments and Collectivities				63,000			<b>63,000</b>
<b>TOTAL</b>	<b>57,000</b>	<b>450,000</b>	<b>4,837,514</b>	<b>6,736,025</b>	<b>1,079,619</b>	<b>50,000</b>	<b>13,210,158</b>



# Frequently asked questions about CO<sub>2</sub>

*Interview with Damien Navizet, Head of AFD Group's Climate Division*



## **Does AFD Group measure only the CO<sub>2</sub> avoided?**

AFD Group assesses six greenhouse gases emissions, Carbon Dioxide (CO<sub>2</sub>), Methane (CH<sub>4</sub>), Nitrous oxide (N<sub>2</sub>O), Hydrofluorocarbon (HFC), Perfluorocarbon (PFC) and Sulphur Hexafluoride (SF<sub>6</sub>), and convert them into CO<sub>2</sub> equivalent as the common unit of measurement. Nevertheless, CO<sub>2</sub> is the most common emission avoided by AFD Group projects.

## **Why does AFD Group systematically base itself on the total CO<sub>2</sub> avoided, even when it is only financing part of the project?**

AFD Group does not take credit for CO<sub>2</sub> saved by financed projects, though the Agency reports on those projects impacts, which is also the approach adopted by AFD Group for all impact indicators.

## **Why does AFD Group consider scopes 1, 2 and 3 when measuring CO<sub>2</sub> avoided?**

The option of measuring, when possible, the broadest scope carbon footprint is commensurate with AFD Group's aim to explain the development/climate link:

- in the same way that AFD Group measures the indirect effects (number of children schooled, road or air traffic, etc.) of a project when assessing its development impact, it needs to measure indirect emissions (from vehicles or planes, final use of the energy, etc.) to fully understand the emissions generated by a project AFD Group has financed;
- the vulnerability of an investment to an increase in the price of fossil fuels or the tonne of CO<sub>2</sub> is linked to both direct emissions and the production chain upstream (a high-carbon supplier) and downstream (change in demand brought about by these changes).

For example, in the transport sector, it would make no sense to calculate a project's carbon footprint without taking into account the emissions it will generate once the infrastructure has been built. The carbon balance (*Bilan Carbone*®) of an airport or road project therefore includes data related to plane/vehicle traffic, which is the main source of its emissions.

## **Why does AFD Group not calculate the CO<sub>2</sub>/€ ratio?**

AFD Group knows this indicator and has used it in the past, but it no longer does as it considers its meaning not concrete. Indeed: AFD Group reports on global CO<sub>2</sub> saved but does not always fund the whole project. So, it is necessary to calculate the investment granted per tonne of CO<sub>2</sub> avoided or reduced based on the full project, not only the financing provided by AFD Group. The portfolio of eligible climate assets equates to outstanding loans which could differ from the amount disbursed as soon as amortization begins.

## Adaptation Projects

Adaptation projects help to reduce the exposure of assets, people or ecosystems to the impacts of climate change. They differ from mitigation projects in that there is no “simple” adaptation to climate change indicator to measure the impact of initiatives financed. Until usable, aggregated indicators have been created; a description of the adaptation projects backed by climate bonds is available on the AFD Group’s website.

Date of signature of the agreement	Country	Description	Adaptation sector	Link to a summary project sheet	Outstandings at 31/12/2018	Undisbursed balance (in €)
23/12/2013	CAMBODIA	Supporting hydro-agricultural policy partners	●	<a href="https://www.afd.fr/fr/print/pdf/node/3611">https://www.afd.fr/fr/print/pdf/node/3611</a>	20,000,000	-
23/08/2017	CAMBODIA	Supporting hydro-agricultural policy partners	●	<a href="https://www.afd.fr/fr/print/pdf/node/3611">https://www.afd.fr/fr/print/pdf/node/3611</a>	1,000,000	-
31/08/2011	VIETNAM	Increasing water resources and rehabilitation of irrigation systems	●	<a href="https://www.afd.fr/fr/print/pdf/node/3470">https://www.afd.fr/fr/print/pdf/node/3470</a>	20,000,000	-
10/02/2015	VIETNAM	Hydro-agricultural infrastructures in the provinces of Binh Dinh and Hung Yen	●	<a href="https://www.afd.fr/fr/print/pdf/node/3347">https://www.afd.fr/fr/print/pdf/node/3347</a>	8,338,753.67	10,461,367.74
29/06/2017	MOROCCO	Developing productive, sustainable irrigated agriculture in the oasis area	●	<a href="https://www.afd.fr/fr/print/pdf/node/9426">https://www.afd.fr/fr/print/pdf/node/9426</a>	7,000,000	33,000,000
05/09/2016	VIETNAM	Combating rising water levels in the provinces of Ninh Binh, Ha Tinh and Can Tho	●	<a href="https://www.afd.fr/fr/print/pdf/node/3268">https://www.afd.fr/fr/print/pdf/node/3268</a>	3,641,792.49	48,708,379.89
28/11/2016	TUNISIA	Rural land development	●	* Coming soon	5,000,000	45,000,000
07/04/2017	TUNISIA	Financing the programme to secure and strengthen the infrastructures for diverting water from the North to the Sahel and Sfax regions	●	* Coming soon	9,000,000	51,000,000
17/11/2016	MOROCCO	Improving the output of drinking water networks	●	<a href="https://www.afd.fr/fr/print/pdf/node/3667">https://www.afd.fr/fr/print/pdf/node/3667</a>	1,500,000	32,500,000
11/10/2015	JORDAN	The project aims to withdraw, treat and pump water in the Jordan valley	●	<a href="https://www.afd.fr/fr/print/pdf/node/3265">https://www.afd.fr/fr/print/pdf/node/3265</a>	37,557,865.32	-
29/01/2015	BANGLADESH	Construction of the Gandharbpur water purification unit	●	<a href="https://www.afd.fr/fr/print/pdf/node/3770">https://www.afd.fr/fr/print/pdf/node/3770</a>	4,758,570.14	42,241,429.86
10/12/2012	COLOMBIA	Managing water resources in Colombia	●	<a href="https://www.afd.fr/fr/print/pdf/node/3781">https://www.afd.fr/fr/print/pdf/node/3781</a>	81,520,947.98	-
22/05/2012	TUNISIA	Improving the drinking water network for urban populations	●	<a href="https://www.afd.fr/fr/print/pdf/node/3480">https://www.afd.fr/fr/print/pdf/node/3480</a>	40,000,000	-
25/11/2014	TUNISIA	Improving sanitation in poor districts	●	<a href="https://www.afd.fr/fr/print/pdf/node/3482">https://www.afd.fr/fr/print/pdf/node/3482</a>	15,000,000	15,000,000
07/09/2012	VIETNAM	Flood prevention in the Mekong and Dong Nai basins	●	<a href="https://www.afd.fr/fr/print/pdf/node/3346">https://www.afd.fr/fr/print/pdf/node/3346</a>	15,838,616.15	-
16/05/2011	SOUTH AFRICA	Securing the water supply in the Durban region	●	<a href="https://www.afd.fr/vi/print/pdf/node/8017">https://www.afd.fr/vi/print/pdf/node/8017</a>	31,321,302	-
04/04/2016	PHILIPPINES	Facility to improve resilience and reconstruction after natural disasters	●	<a href="https://www.afd.fr/fr/print/pdf/node/3153">https://www.afd.fr/fr/print/pdf/node/3153</a>	50,000,000	-

● Agriculture and natural resources    ● Agriculture, Plantations and Forests    ● Water and sanitation    ● Risk prevention and management

---

## Useful links

---

### Climate:

 <https://www.afd.fr/fr/page-thematique-axe/climat>

---

### Water and sanitation:

 <https://www.afd.fr/fr/page-thematique-axe/eau-et-assainissement>

---

### Energy:

 <https://www.afd.fr/fr/page-thematique-axe/energie#ressource>

---

### Mobility and transport:

 <https://www.afd.fr/fr/page-thematique-axe/mobilites-et-transport>

---

### Biodiversity:

 <https://www.afd.fr/fr/page-thematique-axe/biodiversite>

---

### Agriculture and rural development:

 <https://www.afd.fr/fr/page-thematique-axe/agriculture-et-developpement-rural>

---

### 2018-2022 Strategic Orientation Plan

 <https://www.afd.fr/sites/afd/files/2018-09-04-02-18/plan-orientation-strategique-afd-2018-2022.pdf>

---

### Societal responsibility:

 <https://www.afd.fr/fr/notre-responsabilite-societale?prevId=63>

---

### Sustainable development analysis:

 <https://www.afd.fr/sites/afd/files/2018-10-10-12-26/analyse-developpement-durable-afd.pdf>

Funding team contact: [\\_afd\\_funding@afd.fr](mailto:_afd_funding@afd.fr)

[www.afd.fr/fr/espace-investisseurs](http://www.afd.fr/fr/espace-investisseurs)

Bloomberg Ticker: **AGFRNC**

#### Report by

Agence Française de Développement

#### Photo credits

Prashanth Vishwanathan, Francesco Zizola, Franck Galbrun,  
Arnaud Dauphin, Pham Trung Kien, Alain Goulard

**Published: May 2019**

Agence Française de Développement (AFD) is a public institution that implements France's development and international-solidarity policy. It finances, supports, and accelerates transitions to a fairer and sustainable world. Climate, biodiversity, peace, education, urban planning, health, governance... AFD Group's teams are involved in more than 4,000 projects with strong social and environmental impact in Overseas France and in 115 countries. In this way, we contribute to the commitment by France and the French to the Sustainable Development Goals (SDGs).

AFD Group includes AFD and its subsidiary Proparco, dedicated to financing in the private sector. In 2018, the Group's financial commitments amounted to €11.4bn.



**AGENCE FRANÇAISE  
DE DÉVELOPPEMENT**

5, rue Roland Barthes  
75012 Paris – France

 [afd.fr/en](http://afd.fr/en)

 [facebook.com/AFDOfficiel](https://facebook.com/AFDOfficiel)

 [twitter.com/AFD\\_France](https://twitter.com/AFD_France)

 [https://www.instagram.com/AFD\\_france](https://www.instagram.com/AFD_france)

**#WorldInCommon**