

Brussel, 2 december 2022, 18u00

Openbaarmaking van transparantiekennisgeving(en) ontvangen door KBC Groep NV

(artikel 14, eerste lid van de wet van 2 mei 2007 op de openbaarmaking van belangrijke deelnemingen)

Samenvatting van de kennisgeving(en)

KBC Groep NV ontving op 1 december 2022 een aantal transparantiekennisgevingen, waaruit blijkt dat BlackRock Inc. een stemrechtenquotum (stemrechtverlenende instrumenten en met stemrechtverlenende effecten gelijkgestelde financiële instrumenten) in KBC Groep bezat van:

- dd. 22 november 2022: 5,02%
- dd. 23 november 2022: 4,96%
- dd. 24 november 2022: 5,07%
- dd. 25 november 2022: 4,98%
- dd. 28 november 2022: 5,08%

Inhoud van de kennisgeving(en)

Die kennisgeving(en) bevat(ten) de volgende informatie:

- Reden van de kennisgeving(en): aankoop of verkoop van (effecten met) stemrechten of gelijkgestelde financiële instrumenten
- Kennisgeving(en) door: BlackRock Inc.
- Kennisgevingsplichtige personen: zie bijlagen
- Transactiedata: 22, 23, 24, 25 en 28 november 2022
- Overschreden drempel (per 28 november 2022): boven 5%
(noteer: voor KBC Groep is de statutaire drempel voor kennisgevingen 3% van het totaal aantal stemrechten; daarboven gelden de wettelijke drempels van 5% en elk veelvoud daarvan)
- Noemer (aantal aandelen KBC Groep NV): 416 883 592
- Details van de kennisgeving(en): zie bijlagen.
- Keten van gecontroleerde ondernemingen via dewelke de deelneming daadwerkelijk wordt gehouden: Zie "11: Full chain of controlled undertakings through which the holding is effectively held" in de PDF-file(s) op www.kbc.com (zie hieronder).
- De betrokken kennisgeving(en) vindt u op de website www.kbc.com > investor relations > aandeelhoudersinformatie > aandeelhoudersstructuur.

Voor meer informatie kunt u contact opnemen met:

Kurt De Baenst, directeur Investor Relations, KBC-groep ; E-mail: IR4U@kbc.com

Viviane Huybrecht, directeur Corporate communicatie/woordvoester KBC-groep; E-mail: pressofficekbc@kbc.be

* Dit nieuwsbericht bevat informatie waarop de Europese transparantieregelgeving voor beursgenoteerde bedrijven van toepassing is. KBC Groep is genoteerd op NYSE Brussels.

KBC Group NV

Havenlaan 2 – 1080 Brussel
Viviane Huybrecht
Directeur Corporate
Communicatie /
woordvoester
Tel. 02 429 85 45

Persdienst
Tel. 02 429 65 01
Tel. 02 429 29 15
Fax 02 429 81 60
E-mail: pressofficekbc@kbc.be

KBC persberichten zijn beschikbaar op
www.kbc.com of kunnen verkregen worden door
een mail te zenden naar pressofficekbc@kbc.be


Volg ons op www.twitter.com/kbc_group

Bijlagen:

Notificatie betreffende de situatie op 22 november 2022

A) Voting rights	Previous notification	After the transaction			
		# of voting rights		% of voting rights	
	Holders of voting rights		Linked to securities	Not linked to the securities	Linked to securities
BlackRock, Inc.	0	0		0.00%	
BlackRock (Netherlands) B.V.	38,966	0		0.00%	
BlackRock (Singapore) Limited	11,210	168,221		0.04%	
BlackRock Advisors (UK) Limited	1,956,737	2,979,517		0.71%	
BlackRock Advisors, LLC	285,739	439,490		0.11%	
BlackRock Asset Management Canada Limited	146,651	282,154		0.07%	
BlackRock Asset Management Deutschland AG	1,537,487	1,405,571		0.34%	
BlackRock Asset Management North Asia Limited	2,265	15,098		0.00%	
BlackRock Capital Management, Inc.	0	101		0.00%	
BlackRock Financial Management, Inc.	36,514	69,815		0.02%	
BlackRock Fund Advisors	3,675,261	4,178,740		1.00%	
BlackRock Institutional Trust Company, National Association	3,445,927	3,709,114		0.89%	
BlackRock International Limited	59,019	48,310		0.01%	
BlackRock Investment Management (Australia) Limited	70,556	155,455		0.04%	
BlackRock Investment Management (UK) Limited	3,520,655	5,020,856		1.20%	
BlackRock Investment Management, LLC	605,612	1,382,593		0.33%	
BlackRock Japan Co., Ltd.	1,081,506	412,508		0.10%	
Aperio Group, LLC	0	147,268		0.04%	
Subtotal	16,474,105	20,414,811		4.90%	
TOTAL		20,414,811	0	4.90%	0.00%

B) Equivalent financial instruments	After the transaction					
	Holders of equivalent financial instruments	Type of financial instrument	Expiration date	Exercise period or date	# of voting rights that may be acquired if the instrument is exercised	% of voting rights
BlackRock Advisors, LLC	Contract For Difference			68,722	0.02%	cash -
BlackRock Financial Management, Inc.	Contract For Difference			23,076	0.01%	cash -
BlackRock Institutional Trust Company, National Association	Contract For Difference			55,111	0.01%	cash -
BlackRock Investment Management (UK) Limited	Contract For Difference			2,007	0.00%	cash -
Aperio Group, LLC	Depository Receipt			368,414	0.09%	+
TOTAL				517,330	0.12%	


 The totals will be updated once you have clicked on <CALCULATE>

TOTAL (A & B)		# of voting rights	% of voting rights
	CALCULATE	20,932,141	5.02%

Notificatie betreffende de situatie op 23 november 2022

A) Voting rights	Previous notification	After the transaction				
		# of voting rights	# of voting rights		% of voting rights	
			Linked to securities	Not linked to the securities	Linked to securities	Not linked to the securities
BlackRock, Inc.	0	0		0.00%		
BlackRock (Singapore) Limited	168,221	194,650		0.05%		
BlackRock Advisors (UK) Limited	2,979,517	3,064,619		0.74%		
BlackRock Advisors, LLC	439,490	439,509		0.11%		
BlackRock Asset Management Canada Limited	282,154	282,154		0.07%		
BlackRock Asset Management Deutschland AG	1,405,571	1,405,571		0.34%		
BlackRock Asset Management North Asia Limited	15,098	14,414		0.00%		
BlackRock Capital Management, Inc.	101	0		0.00%		
BlackRock Financial Management, Inc.	69,815	135,098		0.03%		
BlackRock Fund Advisors	4,178,740	4,180,479		1.00%		
BlackRock Institutional Trust Company, National Association	3,709,114	3,710,489		0.89%		
BlackRock International Limited	48,310	48,310		0.01%		
BlackRock Investment Management (Australia) Limited	155,455	155,455		0.04%		
BlackRock Investment Management (UK) Limited	5,020,856	4,765,737		1.14%		
BlackRock Investment Management, LLC	1,382,593	1,198,556		0.29%		
BlackRock Japan Co., Ltd.	412,508	411,955		0.10%		
Aperio Group, LLC	147,268	147,268		0.04%		
Subtotal	20,414,811	20,154,264		4.83%		
TOTAL		20,154,264	0	4.83%	0.00%	

B) Equivalent financial instruments	After the transaction					
	Type of financial instrument	Expiration date	Exercise period or date	# of voting rights that may be acquired if the instrument is exercised	% of voting rights	Settlement
BlackRock Advisors, LLC	Contract For Difference			68,722	0.02%	physical -
BlackRock Financial Management, Inc.	Contract For Difference			22,067	0.01%	physical -
BlackRock Institutional Trust Company, National Association	Contract For Difference			53,870	0.01%	physical -
BlackRock Investment Management (UK) Limited	Contract For Difference			2,007	0.00%	physical -
Aperio Group, LLC	Depository Receipt			369,224	0.09%	
TOTAL				515,890	0.12%	

 The totals will be updated once you have clicked on <CALCULATE>


TOTAL (A & B)	# of voting rights	% of voting rights
	20,670,154	4.96%

CALCULATE

Notificatie betreffende de situatie op 24 november 2022

A) Voting rights	Previous notification	After the transaction			
		# of voting rights		% of voting rights	
	Holdings of voting rights	Linked to securities	Not linked to the securities	Linked to securities	Not linked to the securities
BlackRock, Inc.	0	0		0.00%	
BlackRock (Singapore) Limited	194,650	128,332		0.03%	
BlackRock Advisors (UK) Limited	3,064,619	4,041,687		0.97%	
BlackRock Advisors, LLC	439,509	439,509		0.11%	
BlackRock Asset Management Canada Limited	282,154	282,154		0.07%	
BlackRock Asset Management Deutschland AG	1,405,571	1,409,400		0.34%	
BlackRock Asset Management North Asia Limited	14,414	14,414		0.00%	
BlackRock Financial Management, Inc.	135,098	229,563		0.06%	
BlackRock Fund Advisors	4,180,479	4,180,479		1.00%	
BlackRock Institutional Trust Company, National Association	3,710,489	3,721,715		0.89%	
BlackRock International Limited	48,310	48,310		0.01%	
BlackRock Investment Management (Australia) Limited	155,455	155,455		0.04%	
BlackRock Investment Management (UK) Limited	4,765,737	4,651,528		1.12%	
BlackRock Investment Management, LLC	1,198,556	754,051		0.18%	
BlackRock Japan Co., Ltd.	411,955	411,955		0.10%	
Aperio Group, LLC	147,268	147,268		0.04%	
Subtotal	20,154,264	20,615,820		4.95%	
TOTAL		20,615,820	0	4.95%	0.00%

B) Equivalent financial instruments	After the transaction						
	Holdings of equivalent financial instruments	Type of financial instrument	Expiration date	Exercise period or date	# of voting rights that may be acquired if the instrument is exercised	% of voting rights	Settlement
BlackRock Advisors, LLC	Contract For Difference			68,722	0.02%	physical	-
BlackRock Financial Management, Inc.	Contract For Difference			22,812	0.01%	physical	-
BlackRock Institutional Trust Company, National Association	Contract For Difference			53,870	0.01%	physical	-
BlackRock Investment Management (UK) Limited	Contract For Difference			2,007	0.00%	physical	-
Aperio Group, LLC	Depository Receipt			369,224	0.09%		+
TOTAL				516,635	0.12%		


 The totals will be updated once you have clicked on <CALCULATE>

TOTAL (A & B)	# of voting rights	% of voting rights
CALCULATE	21,132,455	5.07%

Notificatie betreffende de situatie op 25 november 2022

A) Voting rights	Previous notification	After the transaction			
		# of voting rights		% of voting rights	
	Holdings of voting rights	Linked to securities	Not linked to the securities	Linked to securities	Not linked to the securities
BlackRock, Inc.	0	0		0.00%	
BlackRock (Singapore) Limited	128,332	138,144		0.03%	
BlackRock Advisors (UK) Limited	4,041,687	3,950,699		0.95%	
BlackRock Advisors, LLC	439,509	439,509		0.11%	
BlackRock Asset Management Canada Limited	282,154	282,154		0.07%	
BlackRock Asset Management Deutschland AG	1,409,400	1,409,400		0.34%	
BlackRock Asset Management North Asia Limited	14,414	14,414		0.00%	
BlackRock Financial Management, Inc.	229,563	120,514		0.03%	
BlackRock Fund Advisors	4,180,479	4,189,594		1.00%	
BlackRock Institutional Trust Company, National Association	3,721,715	3,720,888		0.89%	
BlackRock International Limited	48,310	48,310		0.01%	
BlackRock Investment Management (Australia) Limited	155,455	155,455		0.04%	
BlackRock Investment Management (UK) Limited	4,651,528	4,439,216		1.06%	
BlackRock Investment Management, LLC	754,051	754,051		0.18%	
BlackRock Japan Co., Ltd.	411,955	412,489		0.10%	
Aperio Group, LLC	147,268	154,467		0.04%	
Subtotal	20,615,820	20,229,304		4.85%	
TOTAL		20,229,304	0	4.85%	0.00%

B) Equivalent financial instruments	After the transaction					
	Type of financial instrument	Expiration date	Exercise period or date	# of voting rights that may be acquired if the instrument is exercised	% of voting rights	Settlement
BlackRock Advisors, LLC	Contract For Difference			68,722	0.02%	physical -
BlackRock Financial Management, Inc.	Contract For Difference			22,812	0.01%	physical -
BlackRock Institutional Trust Company, National Association	Contract For Difference			53,870	0.01%	physical -
BlackRock Investment Management (UK) Limited	Contract For Difference			2,007	0.00%	physical -
Aperio Group, LLC	Depository Receipt			369,272	0.09%	physical +
TOTAL				516,683	0.12%	


 The totals will be updated once you have clicked on <CALCULATE>

TOTAL (A & B)	# of voting rights	% of voting rights
	CALCULATE	20,745,987
		4.98%

Notificatie betreffende de situatie op 28 november 2022

A) Voting rights	Previous notification	After the transaction				
		# of voting rights	# of voting rights		% of voting rights	
			Linked to securities	Not linked to the securities	Linked to securities	Not linked to the securities
BlackRock, Inc.	0	0		0.00%		
BlackRock (Singapore) Limited	138,144	96,686		0.02%		
BlackRock Advisors (UK) Limited	3,950,699	4,436,728		1.06%		
BlackRock Advisors, LLC	439,509	444,071		0.11%		
BlackRock Asset Management Canada Limited	282,154	286,665		0.07%		
BlackRock Asset Management Deutschland AG	1,409,400	1,410,610		0.34%		
BlackRock Asset Management North Asia Limited	14,414	23,466		0.01%		
BlackRock Financial Management, Inc.	120,514	68,683		0.02%		
BlackRock Fund Advisors	4,189,594	4,189,594		1.00%		
BlackRock Institutional Trust Company, National Association	3,720,888	3,711,165		0.89%		
BlackRock International Limited	48,310	48,310		0.01%		
BlackRock Investment Management (Australia) Limited	155,455	155,455		0.04%		
BlackRock Investment Management (UK) Limited	4,439,216	4,452,126		1.07%		
BlackRock Investment Management, LLC	754,051	779,095		0.19%		
BlackRock Japan Co., Ltd.	412,489	413,975		0.10%		
Aperio Group, LLC	154,467	155,615		0.04%		
Subtotal	20,229,304	20,672,244		4.96%		
TOTAL		20,672,244	0	4.96%	0.00%	

B) Equivalent financial instruments	After the transaction					
	Type of financial instrument	Expiration date	Exercise period or date	# of voting rights that may be acquired if the instrument is exercised	% of voting rights	Settlement
BlackRock Advisors, LLC	Contract For Difference			68,722	0.02%	physical -
BlackRock Financial Management, Inc.	Contract For Difference			21,959	0.01%	physical -
BlackRock Institutional Trust Company, National Association	Contract For Difference			52,819	0.01%	physical -
BlackRock Investment Management (UK) Limited	Contract For Difference			2,046	0.00%	physical -
Aperio Group, LLC	Depository Receipt			370,352	0.09%	
TOTAL				515,898	0.12%	

 The totals will be updated once you have clicked on <CALCULATE>

TOTAL (A & B)		# of voting rights	% of voting rights
	CALCULATE	21,188,142	5.08%